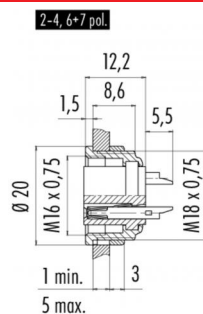


Product description	<b>M16 IP40 female panel mount connector, Contacts: 3 DIN, shielding is not possible, solder, IP40</b>
Area	<b>M16 IP40 series 680</b>
Order number	<b>09 0308 00 03</b>

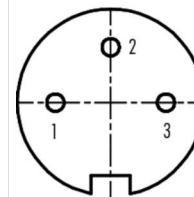
### Illustration



### Scale drawing



### Contact arrangement



	X	Y
1	-3,50	0,00
2	0,00	3,50
3	3,50	0,00

**You can find the assembly instructions on the next page.**

## Technical data

### General values

Connector design	female panel mount connector
Connector locking system	screw
Termination	solder
Wire gauge (mm)	0.75 mm <sup>2</sup>
Wire gauge (AWG)	18
Upper limit temperature	85 °C
Lower limit temperature	-40 °C
Customs tariff number	85369010
Packaging Unit	20

### Electrical values

Rated current (40 °C)	7 A
Rated voltage	250 V
Rated impulse voltage	1500 V
Pollution degree	1
Overvoltage category	I
Insulating material group	III
Insulation resistance	≥ 10 <sup>10</sup> Ω
EMC compliance	shielding is not possible
Degree of protection	IP40
Mechanical operation	> 500 Mating cycles

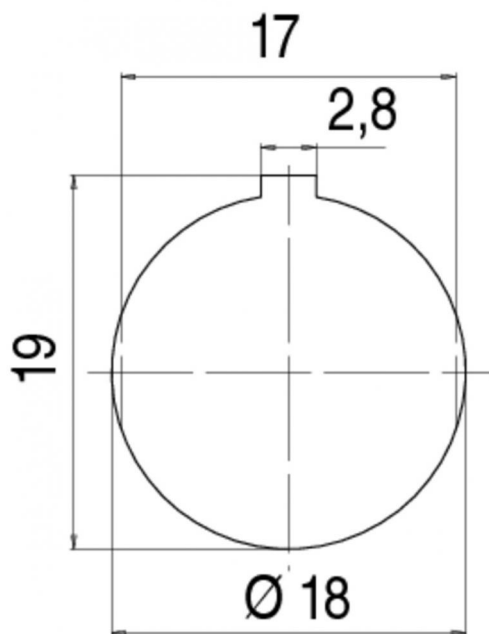
### Material

Contact material	CuSn (bronze)
Contact plating	Ag (silver)
Contact body material	PBT (UL94 V-0)
Housing material	Zinc die-cast nickel-plated

Product description **M16 IP40 female panel mount connector, Contacts: 3 DIN, shielding is not possible, solder, IP40**

Area **M16 IP40 series 680**  
Order number **09 0308 00 03**

Assembly instructions / Panel cut-out



Product description	<b>M16 IP40 female panel mount connector, Contacts: 3 DIN, shielding is not possible, solder, IP40</b>
Area	<b>M16 IP40 series 680</b>
Order number	<b>09 0308 00 03</b>

## Security notices

The connector must not be connected or separated under load. Non-observance and incorrect use can result in personal injury.

The connectors are designed for use in plant, control system and electrical equipment. The end user is responsible for checking whether the connectors are suitable for use in other applications.

To prevent the connector being opened unintentionally when used in electrical circuits containing hazardous life parts, the thread between the housing and the connector head must be secured using a suitable cyanoacrylate adhesive. This does not apply to connectors used in SELV and PELV circuits according to IEC 61140 (EN 61140, VDE 0140-1).

The connector is not suitable for mains voltages. Please observe the pollution degrees and the overvoltage category. For further information refer to 'Technical support' in the Download Centre.