

# Product data sheet

## Miniature connectors

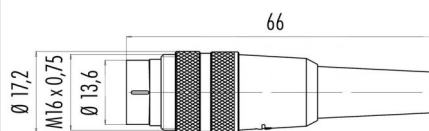


Product description	<b>M16 IP40 cable connector, Contacts: 2, 3.0 - 6.0 mm, shielding is not possible, solder, IP40</b>
Area	<b>M16 IP40 series 680</b>
Order number	<b>09 0301 00 02</b>

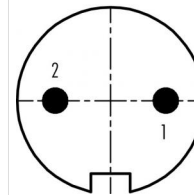
### Illustration



### Scale drawing



### Contact arrangement (Plug-in side)



	X	Y
1	3,50	0,00
2	-3,50	0,00

You can find the assembly instructions on the next page.

## Technical data

### General values

Connector design	cable connector
Connector locking system	screw
Termination	solder
Wire gauge (mm)	0.75 mm <sup>2</sup>
Wire gauge (AWG)	18
Cable outlet	3.0 - 6.0 mm
Upper limit temperature	85 °C
Lower limit temperature	- 40 °C
Customs tariff number	85369010
Packaging Unit	100

### Electrical values

Rated current (40 °C)	7 A
Rated voltage	250 V
Rated impulse voltage	1500 V
Pollution degree	1
Overvoltage category	I
Insulating material group	III
Insulation resistance	≥ 10 <sup>10</sup> Ω
EMC compliance	shielding is not possible
Degree of protection	IP40
Mechanical operation	> 1000 Mating cycles

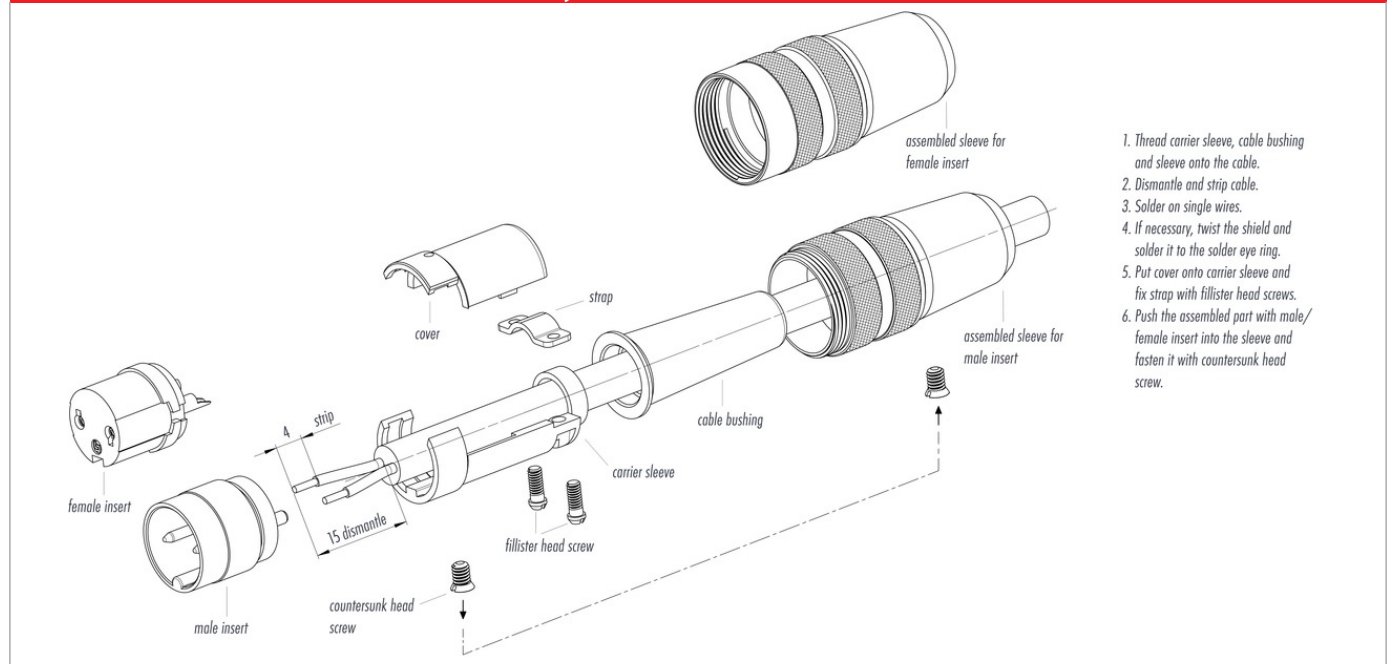
### Material

Contact material	CuZn (brass)
Contact plating	Ag (silver)
Contact body material	PBT (UL94 V-0)
Housing material	PA
REACH SVHC	CAS 7439-92-1 (Lead)

Product description **M16 IP40 cable connector, Contacts: 2, 3.0 - 6.0 mm, shielding is not possible, solder, IP40**

Area **M16 IP40 series 680**  
Order number **09 0301 00 02**

## Assembly instructions / Panel cut-out



Product description	<b>M16 IP40 cable connector, Contacts: 2, 3.0 - 6.0 mm, shielding is not possible, solder, IP40</b>
Area	<b>M16 IP40 series 680</b>
Order number	<b>09 0301 00 02</b>

## Security notices

The connector must not be connected or separated under load. Non-observance and incorrect use can result in personal injury.

The connectors are designed for use in plant, control system and electrical equipment. The end user is responsible for checking whether the connectors are suitable for use in other applications.

Connectors used in electrical circuits containing hazardous life parts must only be assembled and used by or under the supervision of persons with the requisite electrotechnical training, taking the applicable regulations and standards into account.

The connector is not suitable for mains voltages. Please observe the pollution degrees and the overvoltage category. For further information refer to 'Technical support' in the Download Centre.

To lock the cable connector to the equipment connector, the threaded ring is tightened until it is 'finger-tight' (approx. 50 cNm).